



UPS-42100-85R

TECHNICAL DESCRIPTION


The UPS-42100-85R shall be a tower on-line UPS unit in a steel and plastic enclosure. It shall operate at 208, 230 and 250 volts AC at both 50 or 60Hz and has a hard wired-input and output. The output of this unit will be passed through an isolation transformer and can be configured for 208, 230, 240, and 120VAC. This unit can accommodate additional battery cabinets to extend its autonomous run time. Overall dimensions shall be 9.8" W x 24.7" D x 32.5" H. Weight shall be 301 pounds. The UPS-42100-85R shall have a total load rating of 10,000VA / 10,000 Watts. This unit can accommodate an optional SNMP network card for unit monitoring and shutdown.

SPECIFICATIONS	UPS-42100-85R
Load Rating	54A In
Voltage Rating	208-240V In 120-240V Out
Power Requirement (no load)	0
Input/Mains Plug Type	Terminal Strip
Input/Mains Cord Length	None
# of Receptacles	1
Receptacle Type	Terminal Strip
Under-Voltage Auto Shutdown	Yes
Over-Voltage Auto Shutdown	Yes
Over-Current Auto Shutdown	Circuit Breaker
Over-Temperature Auto Shutdown	Internal temperature fault shutdown
Network Port	Optional SNMP Card
Serial Port	RS-232 on Male 9-pin D-subminiature USB Type B RJ45 on optional SNMP card
Temperature Sensor Input	None
BTU/h Max	4215 BTU/h
Auxiliary Relay Outputs	No
Contact Closure Input	EPO
Dimensions	9.8" W x 24.7" D x 32.5" H
Weight	301 lbs
Temperature Range:	0C to 40C
Humidity Range	5% to 90% R.H. Non-condensing
Agency Listings	UL1778 5th Edition CSA22.2 No.107.3 IEC 62040-2:2018 FCC Part 15J Class A EN 55022 Class A / CISPR 22 IEC 61000-3-2 IEC61000-4-2, Electrostatic Discharge IEC61000-4-3, Level 3, Radiated Electromagnetic Field Immunity IEC61000-4-4, Level 4, Electrical Fast Transient/Burst Immunity IEC61000-4-5, Level 4, Surge Immunity IEC61000-4-6, Level 3, Immunity to Conducted Radio Frequency Disturbances IEC61000-4-8, Level 4, Power Frequency Magnetic Field Immunity IEC61000-4-11, Voltage Dips, Short Interruptions, and Voltage Variations IEC62040-1-1, Safety & Leakage Current IEC62040-1-2, Insulation & Dielectric Rigidity

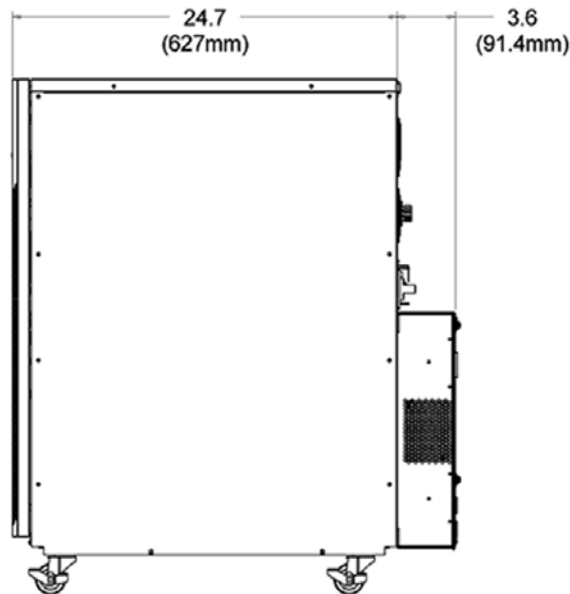
* 1.2 x 50 microsecond industry standard combination wave surge as per IEEE C62.41

** Specifications subject to change without notice

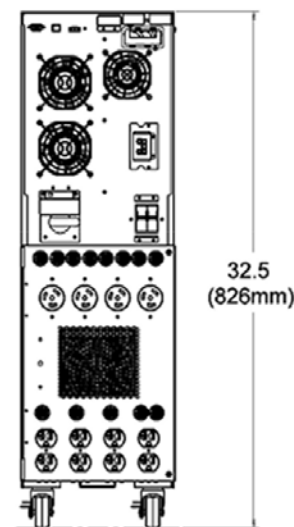
Specifications Version: ESP-SRX_Product_Specs_Master 01.31.20.xlsx



FRONT



SIDE



REAR